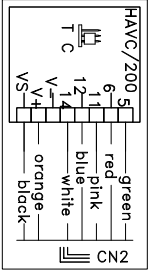
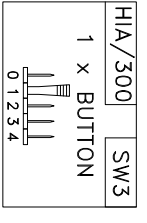
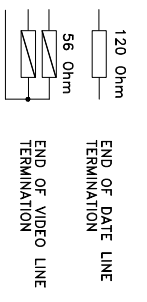


1. IT IS VITAL THAT THE CLOSING RESISTANCES SHOWN ON THE DRAWING AS 56R & 120R ARE CONNECTED AS INDICATED.

2. THE TWISTED PAIRS MUST NOT BE UNTWISTED TO SIMPLY INSERTION INTO TERMINALS. KEEP THEM TWISTED TOGETHER ALL THE WAY INTO THE TERMINALS



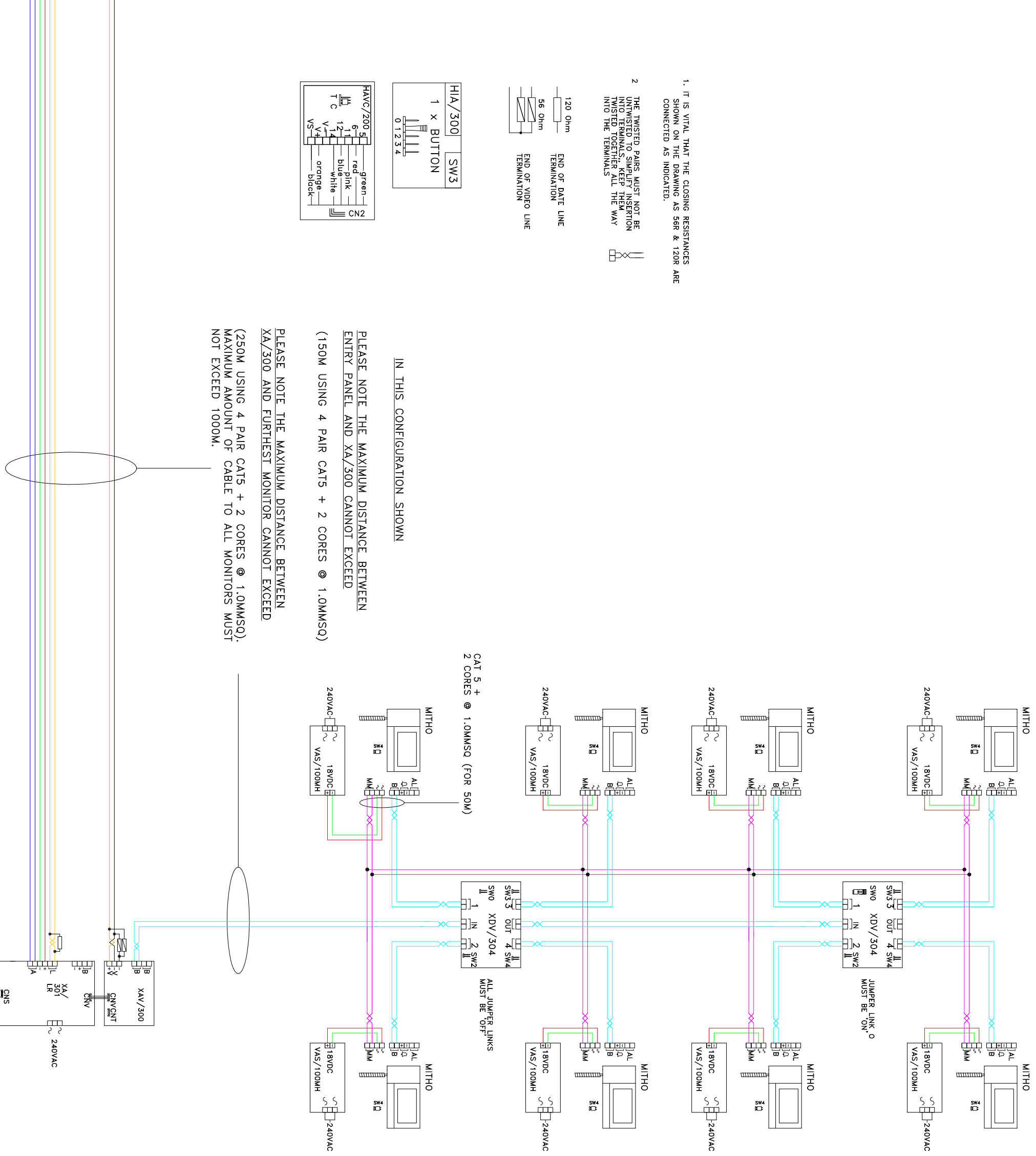
IN THIS CONFIGURATION SHOWN

PLEASE NOTE THE MAXIMUM DISTANCE BETWEEN ENTRY PANEL AND XA/300 CANNOT EXCEED

(150M USING 4 PAIR CAT5 + 2 CORES @ 1.0MMSQ)

PLEASE NOTE THE MAXIMUM DISTANCE BETWEEN XA/300 AND FURTHEST MONITOR CANNOT EXCEED

(250M USING 4 PAIR CAT5 + 2 CORES @ 1.0MMSQ). MAXIMUM AMOUNT OF CABLE TO ALL MONITORS MUST NOT EXCEED 1000M.



CAT 5 + 2 CORES @ 1.0MMSQ (FOR 50M)

JUMPER LINK 0 MUST BE ON

ALL JUMPER LINKS MUST BE OFF

|   |                                       |                |                      |
|---|---------------------------------------|----------------|----------------------|
| BPT (UK) LTD.<br>HERTS, ENGLAND   | PREPARED FOR<br>INSTALLER INFORMATION | DATE: 24/09/08 | DRAWN:RC             |
| DRAWING TITLE:<br>1 X 1 BUTTON TARGHA VIDEO ENTRY PANEL<br>(DIST. UPTO 150M) & 8 MITHO MONITORS |                                       | REVISED:       | DRAWING No: C-11T08C |